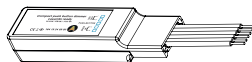


Bluetooth controlled push dimmer 2ch monochrome / Tunable white

Casambi ready control unit for LED DEVICES



Warning!
Only qualified professionals should make the connections. Disconnect the mains of the used power supply prior to installation



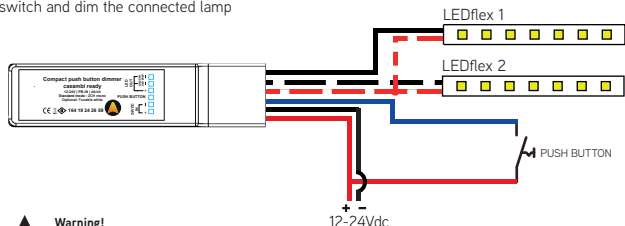
Description

This casambi ready led controller/dimmer is designed to be used with monochroom types and tunable white types of LEDflex. The voltage that is connected at the input will be found at the output so be sure that the used power supply and led type are rated on the same voltage. You can change the module from the monochrome to the tunable white mode in the app. The method to do this is descibed in this document.

The module also has a push button connection. This can be used to control the connect led lights. Short press will result in ON or OFF and a long press will dim the light untill you release the button. The push button can also be configured to control a scene or another casambi module in the same network

Wiring diagram 2ch monochrome

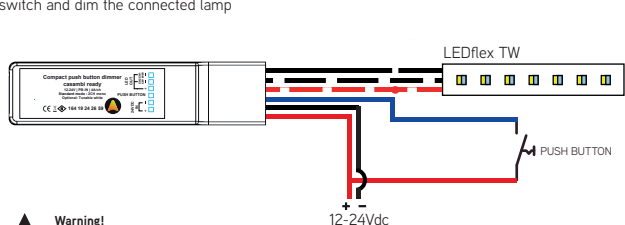
switch and dim the connected lamp



Warning!
Risk of fire. Do not short circuit the outputs

Wiring diagram Tunable white

switch and dim the connected lamp



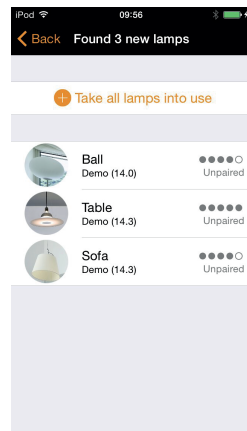
Warning!
Risk of fire. Do not short circuit the outputs

Note 1. This device is a built-in class II device. Use double insulated wires or an external mounting box if the device is not mounted inside another insulated device.

First time use

Casambi app is easy to use. Follow these simple steps.

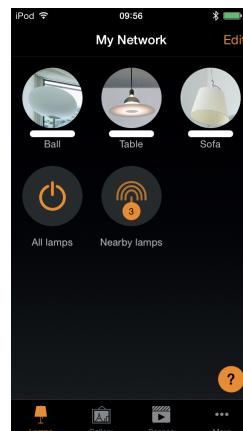
1. Download the app from Apple App Store or Google Play Store.
2. Turn on your Casambi enabled luminaires.
3. Open the app.
4. Casambi app will automatically find all Casambi enabled luminaires that are switched on.
5. Tap on the "Take all lamps into use"
6. Casambi app will automatically add all luminaires to one network and open the "Lamps" tab



Basic gestures

Here are the basic gestures how to control your lights.

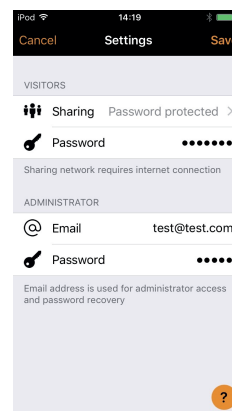
- To turn off or on your luminaire just tap on the lamp control.
- Pan lamp control left or right to adjust light level of the luminaire.
- Pan lamp control up or down to adjust the colour temperature of the luminaire.
- Hold on top of the lamp control to change the colour and save colours to palette.



Networks and Sharing


If you want to control your luminaires from more than one mobile device you need to change the network sharing settings. As a default the created network is not shared and only stored in the device that created it.

1. Go to 'More' tab and select 'Network setup' and 'Sharing settings'.
2. Tap on the Sharing and the 'Sharing mode' screen will open.
3. There are four different sharing modes: Not Shared, Administrator only, Password protected and Open. When you select Administrator only, Password protected or Open mode the network will be uploaded to cloud server and then it can be accessed also from other mobile devices.
4. Add also email address and password for the network.
5. Confirm your settings with "Save"



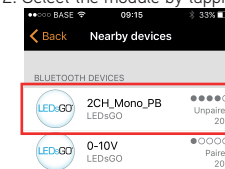
Change between 2ch Monochrome and Tunable White mode

This module comes standard in a 2ch monochrome mode. This means the two outputs of the module can be used to drive two lengths of ledflex and you will be able to control them separately by tapping long time on the icon.

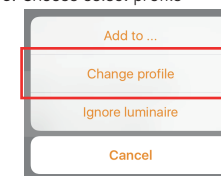


In order to change into tunable white mode please follow the instructions below.

1. Open the app and go to **Nearby Devices**
2. Select the module by tapping on it.



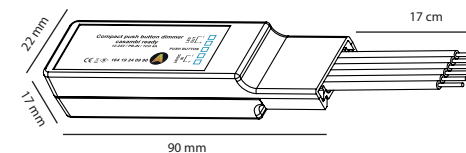
3. Choose select profile



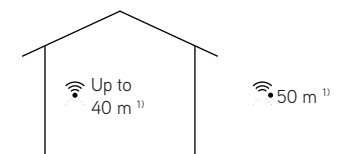
4. You will see the available profiles. If you now push on 2ch_TW_PB icon the module will be reconfigured as a tunable white device.

If you would like to return to the monochrome mode you will need to do the same steps. You will see that the available mode will be 2ch monochrome then.

Dimensions



Range



Casambi uses mesh network technology so each module acts also as a repeater. Longer ranges can be achieved by using multiple casambi ready units.



Compatible devices:

iPhone 4S or later

iPad 3 or later

iPod Touch 5th gen or later

Android 4.4 KitKat or later devices

produced after 2013 with full BT

4.0 support

¹⁾ Range is highly dependant on the surrounding and obstacles, such as walls and building materials.

Technical data

Input

Voltage range: 12 - 24Vdc

Output

Output amps: 4A

Voltage range: 12 - 24Vdc same as input¹⁾

Push button input

Max. current: 0.2 mA @ 24Vdc Vcc

Radio transceiver

Operating frequencies: 2,4...2,483 Ghz

Maximum output power: +4 dBm

Operating conditions

Ambient temperature, ta: -20...+45°C

Storage temperature: -25...+75 °C

Max. relative humidity: 0...80%, non-cond.

Connectors

Wire range, solid & stranded: 0,2-2,5 mm²

Tightening torque: 0,4 Nm/4 Kgf.cm/2,6 Lb-In

Mechanical data

Dimensions: 90 x 70 x 32 mm

Weight: 0,1 Kg

Degree of protection: IP20 (indoor use only)

Partnumbers

Bluetooth compact dimmer 164 19 24 26 59

casambi ready 2CH / 2x4A / TW